

Routed Aluminum Face Cabinets

General Spec Sheet

- Aluminum Face with Routed Copy.
- 1/2" Thick Acrylic PushThru Letters.
- Aluminum Extrusion Frame System.
- Fluorescent Illumination.
- Mathews Polyurethane Finishes.

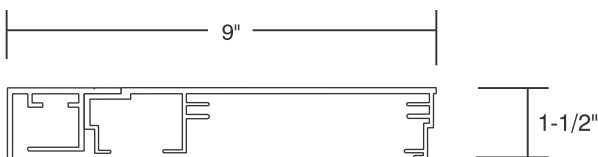


Frame Detail

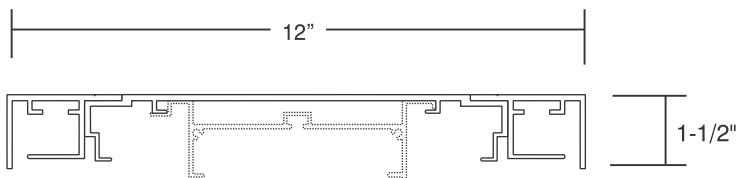
▶ Single Sided - System SF775



▶ Single Sided - System SF900

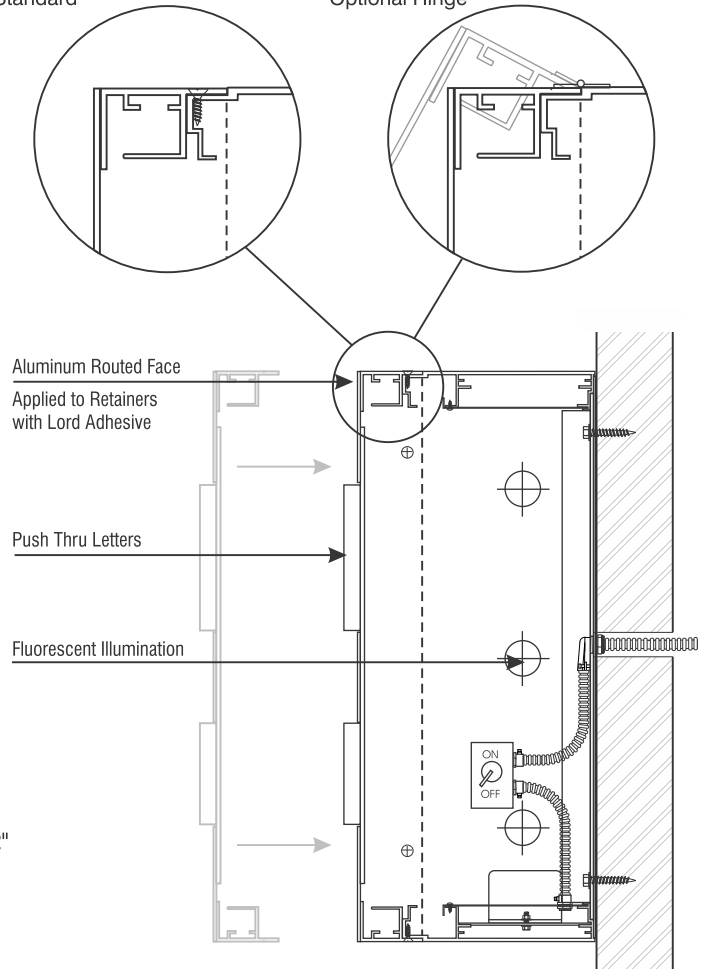


▶ Double Sided - System DF1200



Standard

Optional Hinge



Routed Aluminum Face Cabinets

General Spec Sheet

- Aluminum Face with Routed Copy.
- 1/2" Thick Acrylic PushThru Letters.
- Aluminum Extrusion Frame System.
- Fluorescent Illumination.
- Mathews Polyurethane Finishes.

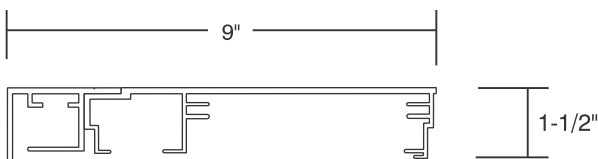


Frame Detail

▶ Single Sided - System SF775

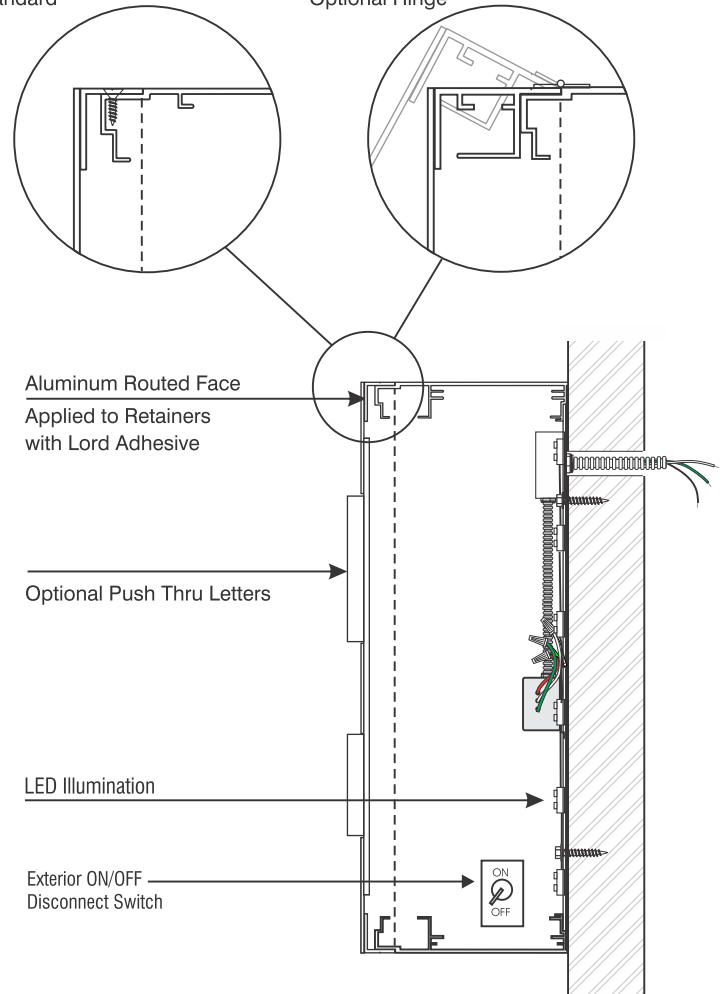


▶ Single Sided - System SF900



Standard

Optional Hinge



Slimline Routed Face Cabinet Option

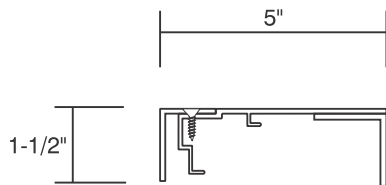
General Spec Sheet

- LED Illuminated.
- Heavy Duty Aluminum Extrusion Frames.
- Routed Aluminum Face With Optional Push-Thru's.
- Acrylic Polyurethane Paint Finishes.

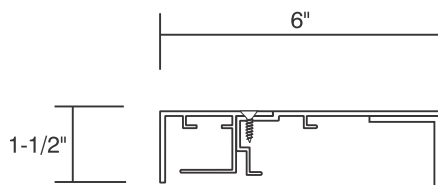


Frame Detail

▶ System SF500

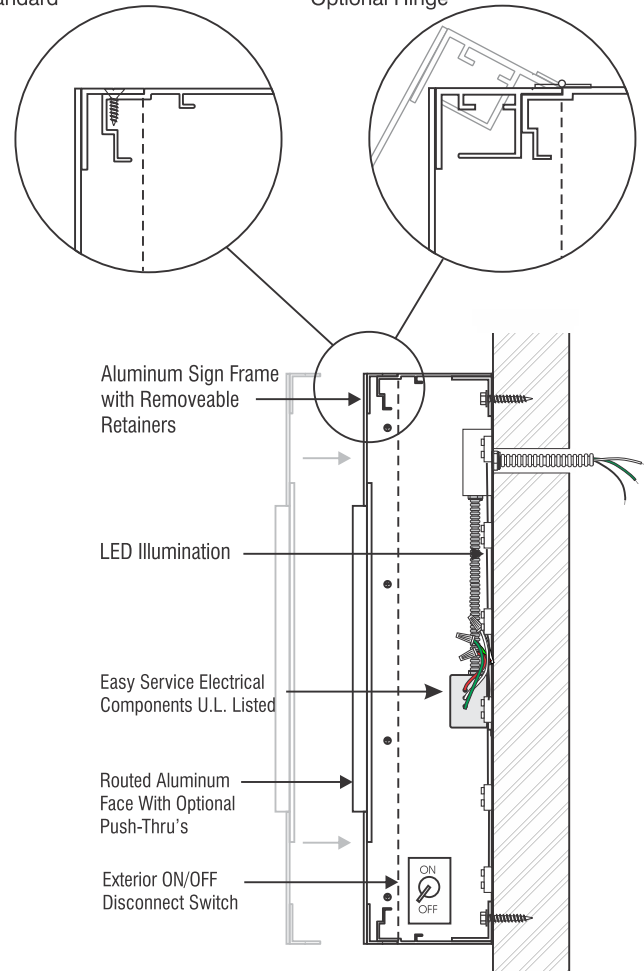


▶ System SF600



Standard


Optional Hinge



Slimline Routed Face Cabinet Option

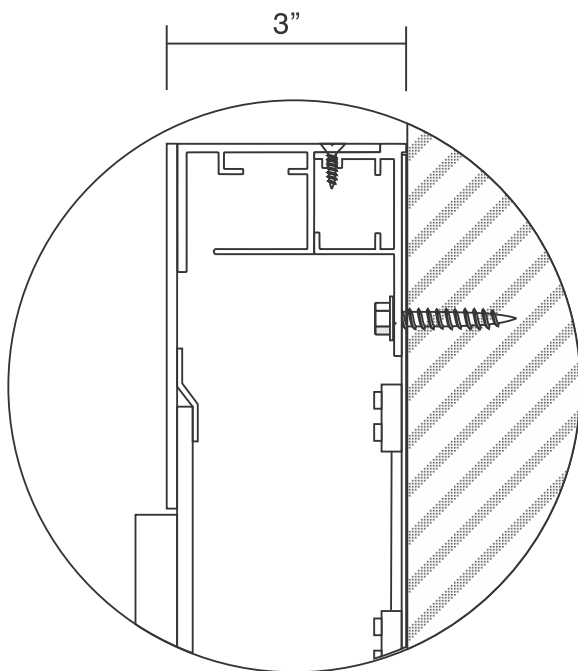
General Spec Sheet

- Aluminum Extrusion Frame System.
- Aluminum Face with Routed Copy.
- Acrylic Backup Plex W/ Optional Acrylic Push-Thru's.
- LED Illumination.
- Self-Contained.
- Mathews Polyurethane Finishes.



Frame Detail

► System 275



Mounting Detail

